

The Politics of School Funding

Jhone Ebert
Nevada Superintendent
of Public Instruction



STUDENT ENROLLMENT: 2023-24 SCHOOL YEAR

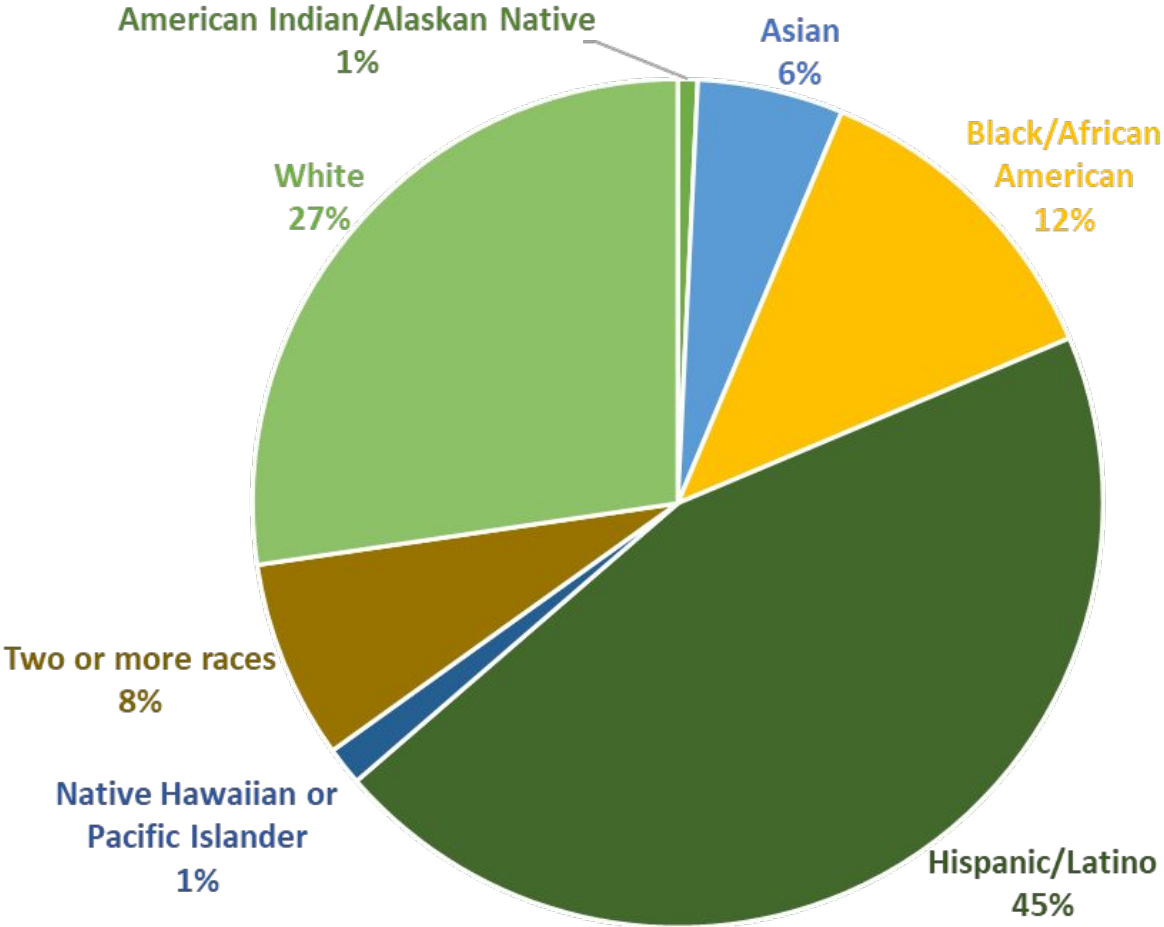


District	School Count	Student Enrollment	Percent of State Enrollment
Churchill	7	3,336	0.69%
Clark	377	309,397	63.72%
Douglas	16	5,036	1.04%
Elko	35	9,908	2.04%
Esmeralda	4	89	0.02%
Eureka	3	325	0.07%
Humboldt	14	3,356	0.69%
Lander	4	1,077	0.22%
Lincoln	9	959	0.20%
Lyon	20	9,085	1.87%
Mineral	5	596	0.12%
Nye	24	5,682	1.17%
Carson City	13	7,522	1.55%
Pershing	5	657	0.14%
Storey	4	400	0.08%
Washoe	114	64,755	13.34%
White Pine	10	1,290	0.27%
SPCSA	81	61,883	12.74%
University	1	171	0.04%
Correctional	1	46	0.01%
Grand Total	747	485,570	100.00%

STUDENT DEMOGRAPHICS

2023-24 SCHOOL YEAR

Population by Race/Ethnicity



Pupil-Centered Funding Plan Components

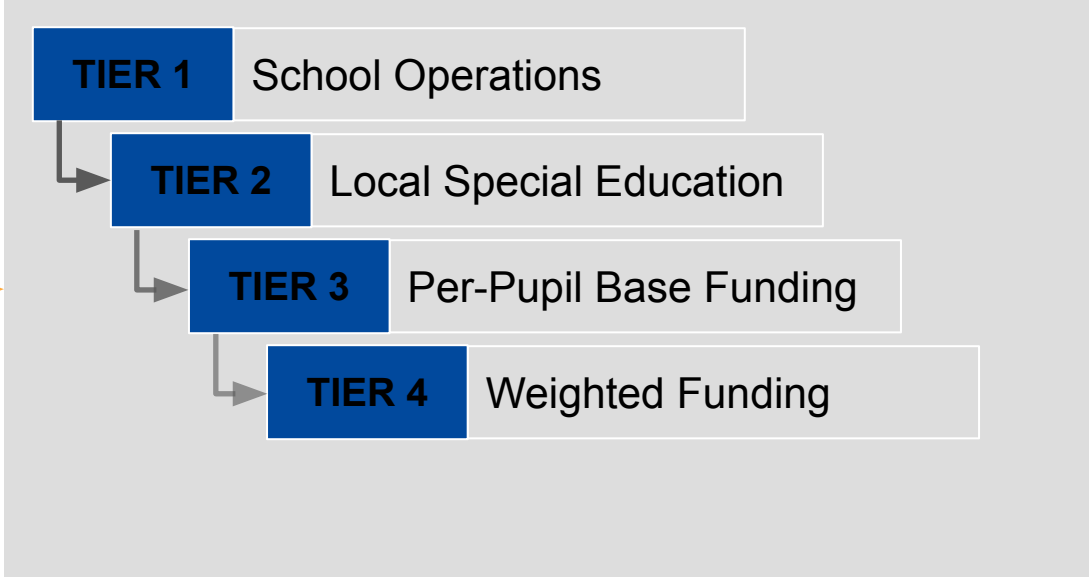


\$ Funding Source


Local School Support Tax	General Fund Appropriation	Property Tax	Room Tax
Governmental Services Tax	Marijuana Taxes	Other (14)	



State Education Fund



Pupil-Centered Funding Plan Components



Nevada's Public K-12 Education Budget

2023 to 2025 Biennium

The budget allocates nearly \$12 billion in state education funding.

Gov. Joe Lombardo and the state legislature made a historic investment in public education – a \$2.6 billion increase.

Per-pupil funding is increasing by more than \$2,500 – a 25 percent increase.

Closing Remarks

