

What Reporters Need to Know About The 2024 Nation's Report Card


The Education Writers Association
January 9, 2025

Martin West
*National Assessment
Governing Board*

Ebony Walton
*NAEP Report
Coordinator*


Grady Wilburn
*NAEP Release
Coordinator*

National Center for Education Statistics



Overview of the National Assessment of Educational Progress (NAEP)

- Known as **The Nation's Report Card**
- **A common yardstick that measures and reports on the progress of education** in the United States in a variety of subject areas
- Data for the **nation, states, and select districts** through the Trial Urban District Assessment (TUDA)
 - There are no school-level or student-level results



Overview of the National Assessment Governing Board

- An independent, nonpartisan board that **sets policy for NAEP**
- Responsible for NAEP activities, including
 - **Assessment frameworks** (blueprints)
 - **Achievement levels** (*NAEP Basic, NAEP Proficient, and NAEP Advanced*) for student performance
 - **Assessment schedule**
 - **Releases**



Overview of the National Center for Education Statistics (NCES)

- The nation's premier statistical agency for **collecting, analyzing, and reporting statistics** at all levels of education
- Oversees and implements key operations of NAEP, including
 - **Assessment administration**
 - **Collecting and analyzing data**
 - **Embargoed briefings**
 - **Maintaining data credibility**




How NAEP Results Are Reported



By Scale Scores

- NAEP results for grades 4 and 8 reading and mathematics are reported as average scores on scales of **0-500 points**
- Scale scores can be used for **comparisons over time, across jurisdictions, and among selected student groups**



By Achievement Levels

NAEP Basic

Partial mastery of prerequisite knowledge and skills that are fundamental for performance at the *NAEP Proficient* level

NAEP Proficient

Solid academic performance for each NAEP assessment – Students reaching this level have demonstrated competency over challenging subject matter

NAEP Advanced

Superior performance beyond *NAEP Proficient*

***NAEP Proficient* achievement level **does not represent grade level proficiency** as determined by other assessment standards (e.g., state or district assessments)**

Examples of Achievement Level Descriptions

	<i>NAEP Basic</i>	<i>NAEP Proficient</i>	<i>NAEP Advanced</i>
Grade 4 Math	locate whole numbers on a number line	apply basic properties of operations to solve problems	understand and use inverse operations and use simple ratios
Grade 8 Math	demonstrate understanding of scientific notation	solve problems involving capacity, area, and weight	reason abstractly using multiple steps of addition and subtraction in context
Grade 4 Reading	sequence or categorize events from the story	provide a reason why a particular detail is important to the story	distinguish the theme of a text
Grade 8 Reading	determine the meaning of words using context from one section of the text	provide a reasonable opinion supported by some evidence from the text	interpret descriptive or figurative language and how it impacts the meaning of the text


For more please visit:

https://nces.ed.gov/nationsreportcard/tdw/analysis/describing_achiev.aspx

By Percentiles

NAEP scores are reported at five selected percentiles

- **10th**
 - **25th**
 - **50th**
 - **75th**
 - **90th**
- } lower-performing students
- } middle-performing students
- } higher-performing students



Recent NAEP Results



Pre-Pandemic Diverging Trends

Changes in average and selected percentile scores nationally, by assessment:
2009–2019

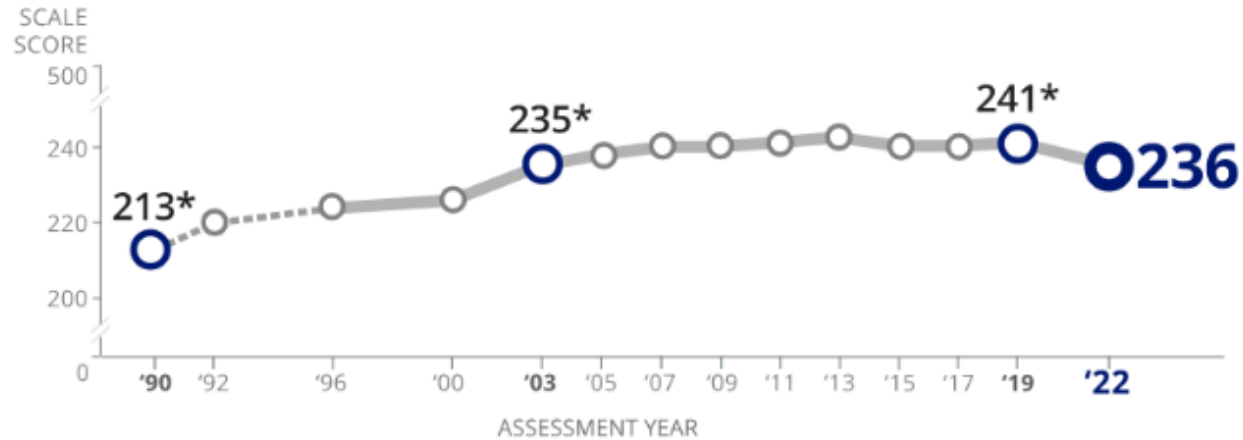
		Avg.	Percentile score				
			10th	25th	50th	75th	90th
Mathematics	Grade 4	◆	▼	◆	◆	▲	▲
	Grade 8	◆	▼	▼	▼	◆	▲
Reading	Grade 4	◆	▼	▼	▲	▲	▲
	Grade 8	◆	▼	▼	◆	▲	▲

 Score decrease
  No significant change in 2019
  Score increase

2022 Saw Largest Math Declines



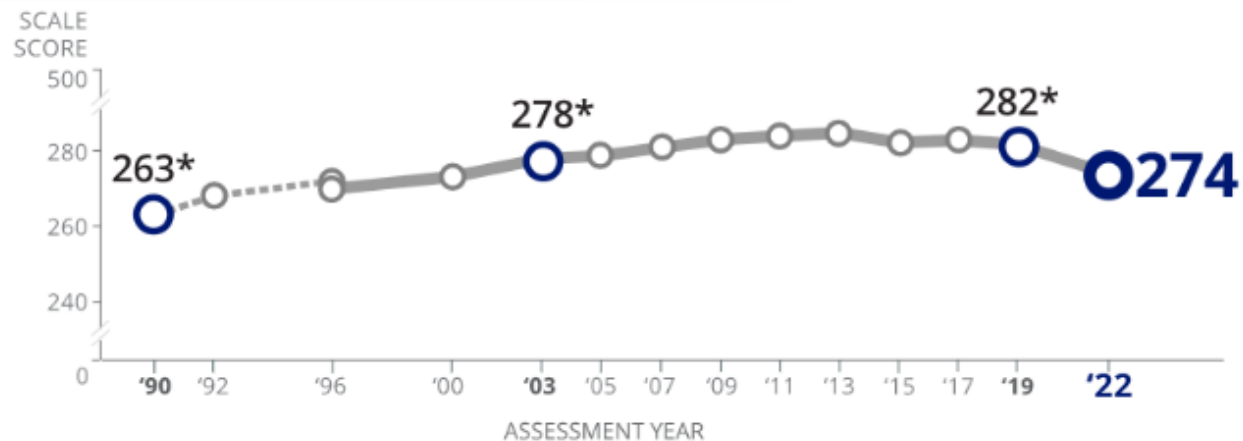
GRADE 4



↑ 23pts
Compared to 1990

↓ 5pts
Compared to 2019

GRADE 8



↑ 12pts
Compared to 1990

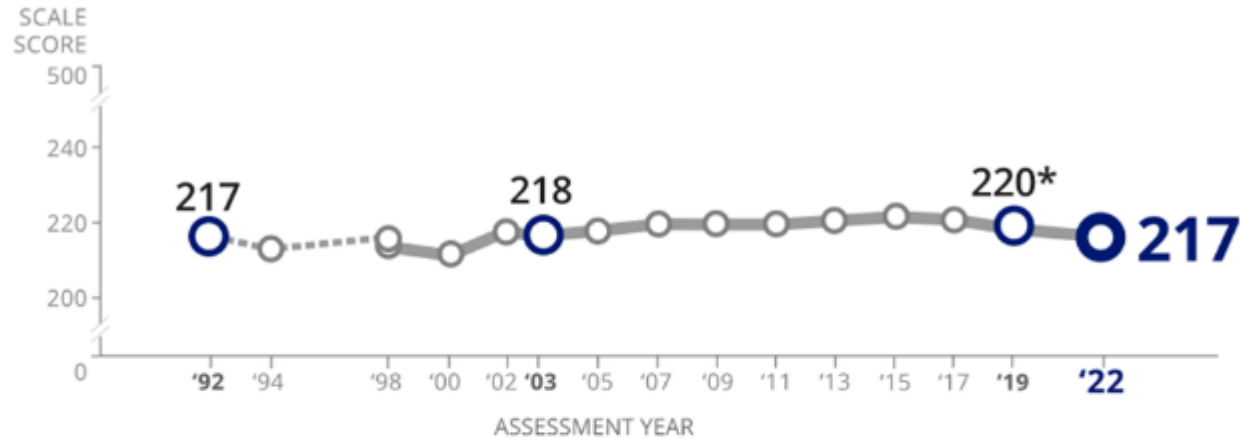
↓ 8pts
Compared to 2019

* Significantly different ($p < .05$) from 2022.

Reading Scores Dropped in 2022



GRADE 4



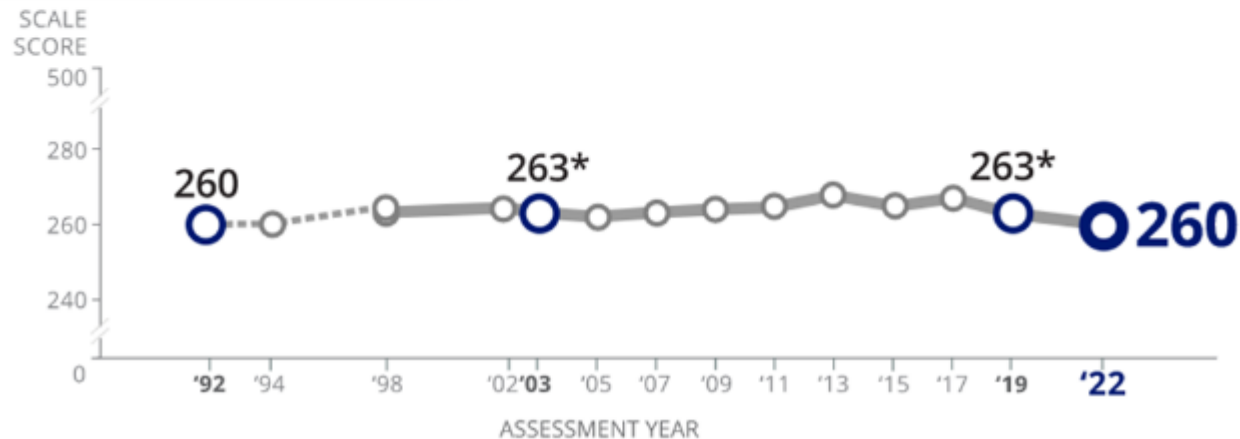
No significant score change compared to 1992



3pts

Compared to 2019

GRADE 8



No significant score change compared to 1992



3pts

Compared to 2019

* Significantly different ($p < .05$) from 2022.

NAEP in 2024



Overview of the 2024 NAEP Assessments

Grades

Grades 4 & 8

Subjects

Mathematics
& Reading

Results

National,
state, &
district levels

New Sections for the 2024 Report Card

1

**National Trends
and Student Skills**

2

**State and District
Trends**

3

**Performance by
Student Groups**

4

**Opportunities in
Education**

New Charts for the 2024 Report Card

RACE/ETHNICITY HIDE ▲

Changes in Average and Selected Percentile Scores

Student Group



[American Indian/
Alaska Native](#) 🔍

[Asian](#) 🔍

LEGEND

- ⬆️ 2024 score significantly greater ($p < .05$) than 2022
- ◆ 2024 score not significantly different ($p < .05$) than 2022
- ⬇️ 2024 score significantly lower ($p < .05$) than 2022

NOTE: Data presented in this chart is simulated and solely for illustrative purposes.

NAEP Release Products



Report Card



Presentations



Press Release



Videos



Media Advisory



FAQs



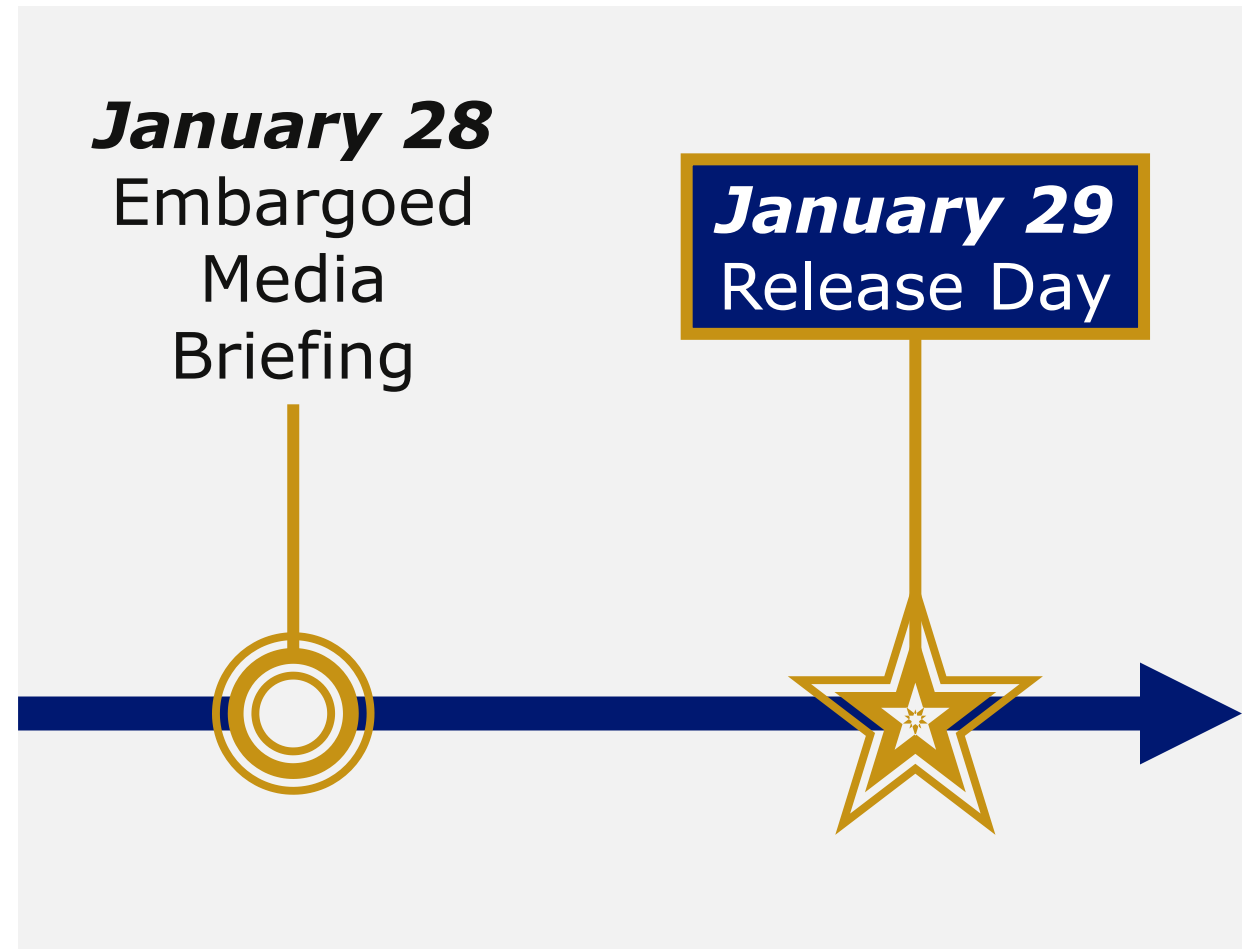
Social Media Content



One-pagers

Embargoed Media Call Access

- 1** **NCES will reach out** to reporters to offer embargoed access
- 2** Journalists must agree that their news outlet will **abide by the embargo's terms to receive access**
Data will be available on a secure website starting the day of the embargoed media briefing, roughly 12 hours before the embargo lifts at 12:01 am
- 3**



Avoiding “misNAEPery”

- Correlation is **not** causation
- Do not **collapse** results across subjects and grades
- **Do not** equate changes with an amount of time
- Results **should not** be numerically compared or ranked without considering statistical significance
- “10 points = a grade level” is **not** a valid statement
- *NAEP Proficient* represents competency over challenging subject matter and **does not** align with most states’ definitions for grade-level performance

Thank you!



www.nationsreportcard.gov

